

2010

100% PANEL GUIDE



ROLL UP

Product	Qty panels	Panel size		Visible size		Weight**	
		mm	inch	mm	inch	Kg	lbs
Classic 700	1 pc	700 x 2200	27 ¹ / ₂ " x 86 ⁵ / ₈ "	700 x 1950	27 ¹ / ₂ " x 76 ³ / ₄ "	4,5	9,9
Classic 850	1 pc	850 x 2400	33 ⁷ / ₁₆ " x 94 ¹ / ₂ "	850 x 2150	33 ⁷ / ₁₆ " x 84 ⁵ / ₈ "	5,2	11,5
Classic 1000	1 pc	1000 x 2400	39 ³ / ₈ " x 94 ¹ / ₂ "	1000 x 2150	39 ³ / ₈ " x 84 ⁵ / ₈ "	6,0	13,2
Classic 1150	1 pc	1150 x 2400	45 ¹ / ₄ " x 94 ¹ / ₂ "	1150 x 2150	45 ¹ / ₄ " x 84 ⁵ / ₈ "	6,9	15,2
Classic 1450	1 pc	1450 x 2400	57 ³ / ₃₂ " x 94 ¹ / ₂ "	1450 x 2150	57 ³ / ₃₂ " x 84 ⁵ / ₈ "	8,5	18,7
Professional 850	1 pc	850 x 2400	33 ⁷ / ₁₆ " x 94 ¹ / ₂ "	850 x 2150	33 ⁷ / ₁₆ " x 84 ⁵ / ₈ "	5,5	12,1
Professional Double	2 pcc	850 x 2400	33 ⁷ / ₁₆ " x 94 ¹ / ₂ "	850 x 2150	33 ⁷ / ₁₆ " x 84 ⁵ / ₈ "	8,5	18,7
Promotion	1 pc	800 x 2250	31 ¹ / ₂ " x 88 ⁵ / ₈ "	800 x 2000	31 ¹ / ₂ " x 78 ³ / ₄ "	2,6	5,7

When using 2450 mm supporting rod add 300 mm (11³/₄") to the panel size.

Maximum panel thickness is 440 micron. When using 2450 mm supporting rod or stiff material, the recommended thickness is 270-330 micron. When uncertain we recommend to make own tests with different materials. When using textile, vinyl or similar materials panel profile locking version should be used.

4 SCREEN

Panel size

Product	Qty panels	Panel size		Visible size		Weight**	
		mm	inch	mm	inch	Kg	lbs
Classic 550	1 st	550 x 1495	21 ⁵ / ₈ " x 58 ⁷ / ₈ "	550 x 1481	21 ⁵ / ₈ " x 58 ⁵ / ₁₆ "	2,1	4,6
Classic 700	1 st	700 x 1960	27 ¹ / ₂ " x 77 ¹ / ₆₄ "	700 x 1946	27 ¹ / ₂ " x 76 ⁵ / ₈ "	2,3	5,0
Classic 850	1 st	850 x 2160	33 ⁷ / ₁₆ " x 85"	850 x 2146	33 ⁷ / ₁₆ " x 84 ¹ / ₂ "	2,8	6,2
Classic 1000	1 st	1000 x 2160	39 ³ / ₈ " x 85"	1000 x 2146	39 ³ / ₈ " x 84 ¹ / ₂ "	3,0	6,6
Classic 1150	1 st	1150 x 2160	45 ¹ / ₄ " x 85"	1150 x 2146	45 ¹ / ₄ " x 84 ¹ / ₂ "	4,5	9,9
Classic 1450	1 st	1450 x 2160	57 ³ / ₃₂ " x 85"	1450 x 2146	57 ³ / ₃₂ " x 84 ¹ / ₂ "	5,0	11,0
Classic 2000	1 st	2000 x 2160	78 ⁵ / ₆₄ " x 85"	2000 x 2146	78 ⁵ / ₆₄ " x 84 ¹ / ₂ "	3,8*	8,4*

When using 2450 mm supporting rod add 300 mm (11³/₄") to the panel size.

When using textile, vinyl or similar materials.

*For the Classic 2000 the weight refer to complete system without bag.

Panel size when using standard profile (NOTE Closing 2009).

Product	Qty panels	Panel size		Visible size		Weight**	
		mm	inch	mm	inch	Kg	lbs
Classic 850	1 st	850 x 2150	33 7/16" x 84 5/8"	850 x 2146	33 7/16" x 84 1/2"	2,7	5,9
Classic 1000	1 st	1000 x 2150	39 3/8" x 84 5/8"	1000 x 2146	39 3/8" x 84 1/2"	2,9	6,4

When using paper or similar materials.

POLE SYSTEM

Modell	Qty panels	Panel size Width		Panel size Height		Weight Basic**		Weight Travel**	
		mm	inch	mm	inch	Kg	lbs	Kg	lbs
Pole 550	1 st*	550	21 ⁵ / ₈ "	Flexible, max 2400	Flexible, max 94 ¹ / ₂ "	1,8	3,9	2,8	6,1
Pole 700	1 st*	700	27 ¹ / ₂ "	Flexible, max 2400	Flexible, max 94 ¹ / ₂ "	1,9	4,2	2,9	6,4
Pole 850	1 st*	850	33 ⁷ / ₁₆ "	Flexible, max 2400	Flexible, max 94 ¹ / ₂ "	2,0	4,4	3,0	6,6
Pole 1000	1 st*	1000	39 ³ / ₈ "	Flexible, max 2400	Flexible, max 94 ¹ / ₂ "	2,1	4,6	3,1	6,8

*Could also be used as double sided. Then complete the package with extra panel profiles.

Can handle most materials up to 450 micron thickness (paper, vinyl, pvc, textile).

Total height of the system is minimum 1000mm (39 inch) and maximum 2560mm (96 inch).

POP UP MAGNETIC

Curved system front and side panels

Product	Qty panels	Panel size		Total width		Total depth	
		mm	inch	mm	inch	mm	inch
1 x 3 Curved	3 pcs	673 x 2224	26 ^{1/2} " x 87 ^{1/2} "	1225	48 ^{7/8} "	375	14 ^{3/4} "
2 x 3 Curved	4 pcs	673 x 2224	26 ^{1/2} " x 87 ^{1/2} "	1915	75 ^{3/8} "	510	20 ^{5/64} "
3 x 3 Curved	5 pcs	673 x 2224	26 ^{1/2} " x 87 ^{1/2} "	2535	99 ^{3/4} "	710	28"
4 x 3 Curved	6 pcs	673 x 2224	26 ^{1/2} " x 87 ^{1/2} "	3065	120 ^{5/8} "	970	38 ^{3/16} "
5 x 3 Curved	7 pcs	673 x 2224	26 ^{1/2} " x 87 ^{1/2} "	3600	141 ^{3/4} "	1250	49 ^{7/32} "

Curved system back panel

Description	mm	inch
Panel size all sizes	808 x 2224	31 3/4" x 87 1/2"

Straight system

Product	Qty panels	Panel size		Total width		Total depth	
		mm	inch	mm	mm	mm	inch
1 x 3 Straight	3 pcs	733 x 2224	28 ^{7/8} " x 87 ^{1/2} "	1283	50 1/2"	322	12 ^{5/8} "
2 x 3 Straight	4 pcs	733 x 2224	28 ^{7/8} " x 87 ^{1/2} "	2016	79 ^{3/8} "	322	12 ^{5/8} "
3 x 3 Straight	5 pcs	733 x 2224	28 ^{7/8} " x 87 ^{1/2} "	2749	108 ^{1/4} "	322	12 ^{5/8} "
4 x 3 Straight	6 pcs	733 x 2224	28 ^{7/8} " x 87 ^{1/2} "	3482	137 ^{5/64} "	322	12 ^{5/8} "
5 x 3 Straight	7 pcs	733 x 2224	28 ^{7/8} " x 87 ^{1/2} "	4215	166"	322	12 ^{5/8} "

Front and back panels should have a maximum thickness of 350 - 550 micron. Side panels can be slightly thinner 350 - 420 micron, as they should be pliable. These panels should not have kickers. The side panels have the same dimensions as the front panel.

POP UP MAGNETIC WEIGHTS

Product	Basic		Travel		Premium	
	Kg	lbs	Kg	lbs	Kg	lbs
Package 3x3	13,6	30,0	19,0	42,0	25,5	56,2
Package 4x3	15,5	34,2	21,0	46,3	27,0	59,5

All weights relate complete package exclusive panels.

POP UP TOWER

Product	Qty panels	Panel size		Diameter		Weight**	
		mm	inch	mm	inch	Kg	lbs
Tower 3	3 pcs	673 x 2224	26 ^{1/2} " x 87 ^{1/2} "	643	25 ^{5/16} "	11,5	25,3

Tower panel thickness should be 350 – 420 micron, as they should be pliable. These panels should not have kickers.

TRANSPORT BOXES

Transport boxes

Product	Qty panels	Panel size	
		mm	inch
Plastic box II	Panel for covering box	1920 x 850	75 5/8" x 33 ^{7/16} "
Premium transport case III	Panel for covering box	1480 x 920	58 1/4" x 36 ^{7/32} "
Premium Case & Counter	Panel for covering box	1820 x 920	71 5/8" x 36 ^{7/32} "

The panel should have a maximum thickness of 350 - 550 micron.

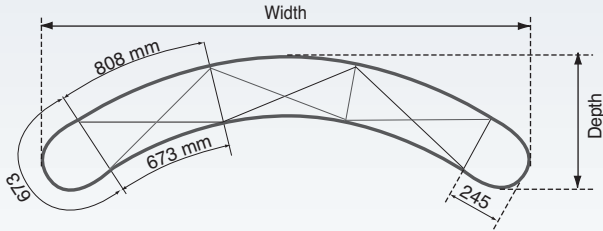
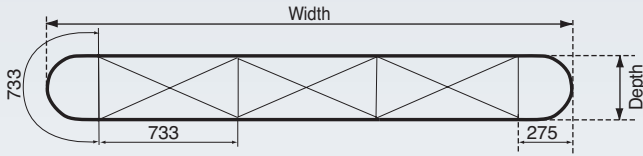
SCREEN HOLDER

Product	Maximum load straight system		Maximum load curved system		Egenvikt	
	Kg	lbs	Kg	lbs	Kg	lbs/
7070	6*	13,2	8	17,6	0,73	1,6

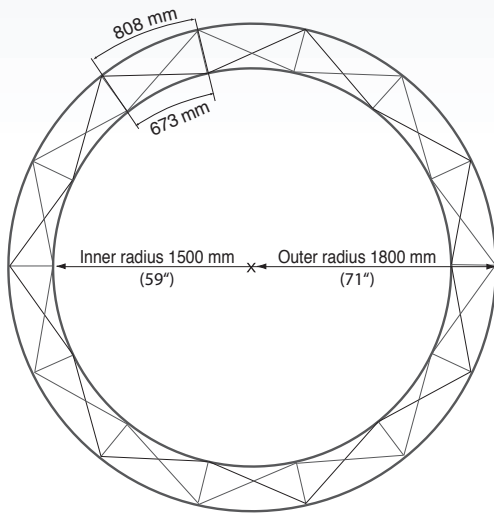
Screen Holder may only be used with Expolinc Pop Up Magnetic.

* Support feet Art.nr 7365 shall be used for straight systems.

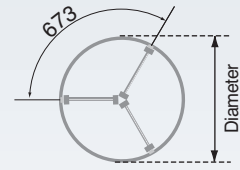
POP UP MAGNETIC DIMENSION SKETCHES



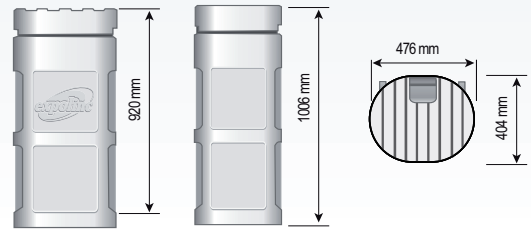
Curved systems connected to a circle



Tower



Premium transport case

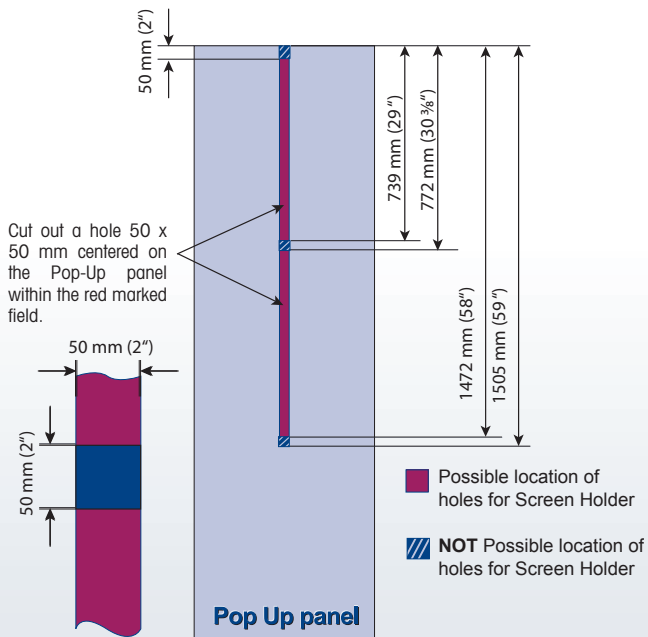


Panel for Premium transport case

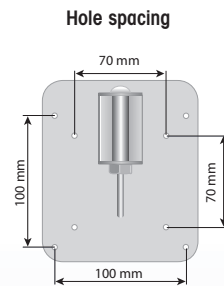
Back	Side	Front	Side	Back	920 mm (36 7/8")
240 mm (9")	260 mm (10")	480 mm (19")	260 mm (10")	240 mm (9")	
1480 mm (58")					

SCREEN HOLDER DIMENSION SKETCHES

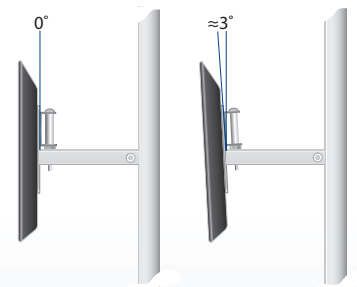
Making holes in the panel for the Screen Holder



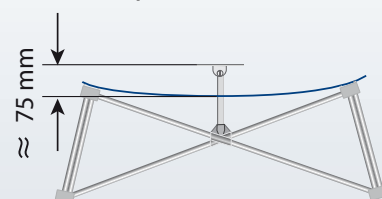
Screen plate



Suspension Options



Distance panel - Screen Holder



SOFT IMAGE

Product	Panel size front textile		Panel size covered sides		Weight**	
	mm	inch	mm	inch	Kg	lbs
Standard 2 x 3	1510 x 2240	59 7/16" x 88 ^{3/16} "	2150 x 2240	84 1/2" x 88 ^{3/16} "	9,7	21,4
Standard 3 x 3	2240 x 2240	88 3/16" x 88 ^{3/16} "	2880 x 2240	113 3/8" x 88 ^{3/16} "	18,0	39,7
Standard 4 x 3	2970 x 2240	116 7/8" x 88 ^{3/16} "	3610 x 2240	142 1/8" x 88 ^{3/16} "	20,0	44,1
Standard 5 x 3	3700 x 2240	145 5/8" x 88 ^{3/16} "	4340 x 2240	170 7/8" x 88 ^{3/16} "	22,0	48,5

The above measurements are the real sizes, as textile is elastic the measurements may vary.

SOFT IMAGE COUNTER

Product	Panel size front textile		Panel size covered sides		Weight**	
	mm	inch	mm	inch	Kg	lbs
Counter	1000 x 1000	39 ^{3/8} " x 39 ^{3/8} "	1640 x 1000	64 5/8" x 39 ^{3/8} "	8,7	19,2

The above measurements are the real sizes, as textile is elastic the measurements may vary.

PREMIUM CASE & COUNTER

Product	Qty panels	Panel size		
		mm	inch	
Premium Case & Counter	Panel for box cover	1 pcc	1820 x 920	71 ^{5/8} " x 36 ^{7/32} "

The panel should have a maximum thickness of 350 - 550 micron.

STAND UP

Product	Qty panels		Panel size		Visible size		Weight**	
			mm	inch	mm	inch	Kg	lbs
8010 Universal	1 pc	Front	700 x 1000	27 ^{1/2} " x 39 ^{3/8} "	690 x 990	27 ^{5/32} " x 39"	17,0	37,5
	4 pcc	Sides	285 x 1000	11 ^{7/32} " x 39 ^{3/8} "	275 x 990	10 ^{3/4} " x 39"		
8011 Info	1 pc	Front	700 x 1000	27 ^{1/2} " x 39 ^{3/8} "	690 x 990	27 ^{5/32} " x 39"	11,4	25,2
	2 pcc	Sides	285 x 1000	11 ^{7/32} " x 39 ^{3/8} "	275 x 990	10 ^{3/4} " x 39"		

Panel thickness should be 5 mm (^{3/64}").

BROCHURE STANDS

Brochure Stand/ Brochure Stand Double

Product	Qty pockets		Size of holder		Weight**	
			mm	inch	Kg	lbs
4500 with soft bag	4 pcc	A4	220 x 330	8 ^{3/8} " x 13"	5,6	12,4
4501 with hard case	4 pcc	A4	220 x 330	8 ^{3/8} " x 13"	9,6	21,2
2100 with soft bag	5 pcc	A4	220 x 330	8 ^{3/8} " x 13"	4,7	15,4
2101 with hard case	5 pcc	A4	220 x 330	8 ^{3/8} " x 13"	8,1	17,8

4 Brochure

Product	Qty pockets		Size of holder		Weight**	
			mm	inch	Kg	lbs
4250 4 Brochure	4 pcc	4 pc fabric holder. Max 75 sheets/holder	220 x 330	8" x 13"	2,1	4,6
4255 4 Brochure	8 pcc	8 pc fabric holder. Max 75 sheets/holder	220 x 330	8" x 13"	2,4	5,3

SNAP ON

Product	Maximum thickness		Maximum load		Weight**/m	
	micron	mil	Kg	lbs	Kg/m	lbs/inch
18 mm	1000	40	1	2,2	0,1	0,075

POSTER PROFILE

Product	Maximum thickness		Maximum load		Weight**/m	
	micron	mil	Kg/m	lbs/39 ^{3/8} "	Kg/m	lbs/inch
All products	1500	60	0,8	1,7	0,18	0,15

ARENA

Modell	Qty panels	Panel size		Visible size*		Weight**	
		mm	inch	mm	inch	Kg	lbs
Arena	2 pcs	1800 x 1200	70 3/4" x 47 1/4"	1800 x 90	70 3/4" x 35 3/64"	20	44.1

Maximum thickness is 450 micron. When uncertain we recommend to make your own tests with different materials. Specified length must be precise to facilitate the locking of the internal roller.

* The visible image area can vary slightly depending on the location and tension in the top bracket. Extend therefore the image area to 950 mm (37 3/8 ") high, when picture or colour is used as background. Place no important information or picture elements less than 900 mm (35 3/64") from the top.

FLAG SYSTEM

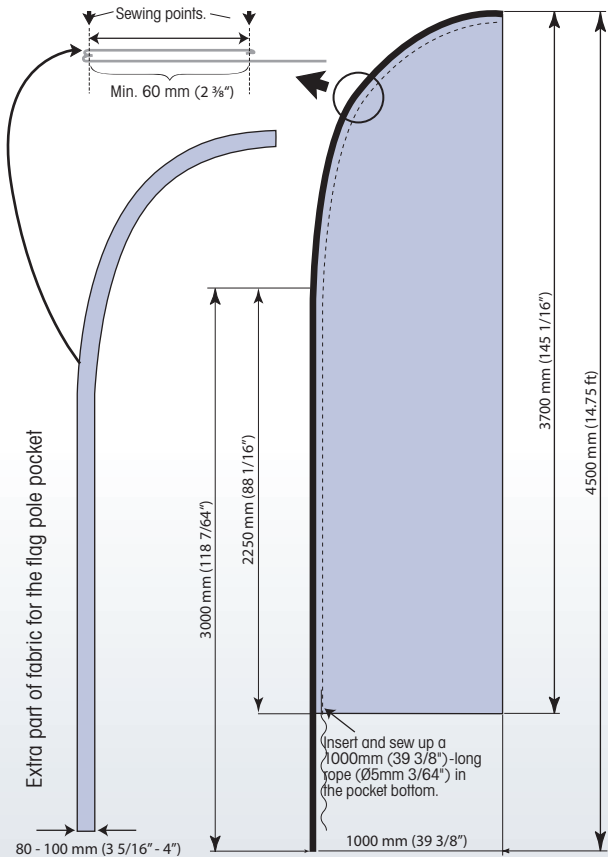
Model	Qty panels	Total fabric size		Visible size	
		mm	inch	mm	inch
Curved	1 st	1060 x 3700	42 1/8" x 148 3/64"	1000 x 3700	39 3/8" x 145 1/16"
Rektangular	1 st	1060 x 2670	42 1/8" x 105 1/64"	1000 x 2650	39 3/8" x 104 1/32"
Rektangular with extra pole section.	1 st	1060 x 3670	42 1/8" x 144 3/64"	1000 x 3650	39 3/8" x 143 1/16"

Specified height measurement refers to the maximum height measurement of the flag.

Weights

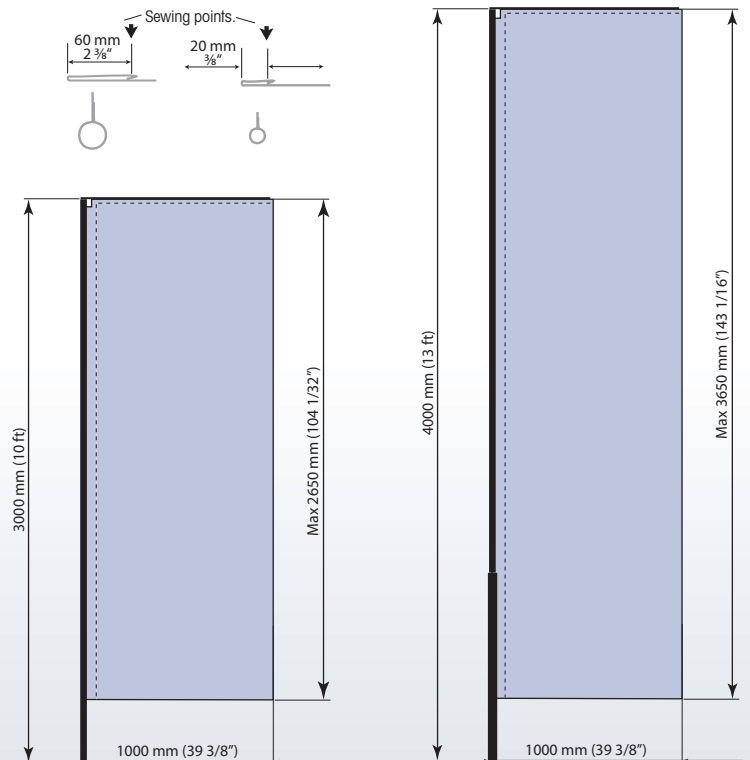
	System with X-foot		System with ground stake	
	Kg	lbs	Kg	lbs
Standard system	10.4	23	3.9	8.6
Standard system with extra pole section 1818. (only for rectangular flags)	10.9	19.9	4.4	8.8

Add fabric (70-80 mm 2 3/4 - 3") in addition to the image area to sew a 60 mm wide (2 3/8") pocket together with the extra separate fabric part for the flag pole.



Add fabric in addition to the image area to sew two pockets.

- 70-80 mm to the 60 mm (2 3/8") wide pocket for the flag pole
- 30 - 40 mm to the 20 mm (3/4") wide pocket for the horizontal fibre glass pole.



DELIVERY. PASSING OF RISK

3. The delivery shall be Ex works (EXW), which means that the Product is regarded as delivered when it is ready for shipment at the Supplier.

TIME FOR DELIVERY. DELAY

5. If the Supplier anticipates that he will not be able to deliver the Product at the time for delivery, he shall forthwith notify the Purchaser thereof in writing, stating the reason, and, if possible, the time when delivery can be expected.

PAYMENT

10. In the case of pre payment the final payment shall be made before the date of delivery.

11. For invoicing, unless otherwise agreed, payments shall be made within 30 days of the date of the invoice.

12. Whatever the means of payment used, payment shall not be deemed to have been effected before the Supplier's account has been fully and irrevocably settled.

13. If the Purchaser fails to pay by the stipulated date, the Supplier shall be entitled to interest from the day on which payment was due. The rate of interest is, unless otherwise agreed, 1,5 percent / month.

RETENTION OF TITLE

14. The Product shall remain the property of the Supplier until paid for in full to the extent that such retention of title is valid under the applicable law.

LIABILITY FOR DEFECTS, LIFE TIME GUARANTEE

15. Pursuant to the provisions of Clauses 15-26 inclusive, the Supplier shall remedy any defect or nonconformity (hereinafter termed defect(s)) resulting from faulty manufacturing or faulty materials.

17. The Purchaser shall without undue delay notify the Supplier in writing of any defect which appears. The notice shall contain a description of the defect.

18. Repair shall be carried out at the Supplier unless the Supplier deems it appropriate to send correct parts or products to, and for reinstallation by, the Purchaser. Correct parts can be sent in cases where special knowledge is not required for reinstallation.

21. Unless otherwise agreed, necessary transport of the Product and/or parts thereof to and from the Supplier in connection with the remedying of defects for which the Supplier is liable shall be at the risk and expense of the Supplier. The Purchaser shall follow the Supplier's instructions regarding such transport.

23. Defective parts which have been replaced shall be made available to the Supplier and shall be his property.

25. The Supplier is liable only for defects which appear under the conditions of normal use of the product.

The Supplier's liability does not cover defects which are caused by faulty maintenance, incorrect erection or faulty repair by the Purchaser, or by alterations carried out without the Supplier's consent in writing. Finally the Supplier's liability does not cover normal wear and tear or deterioration.

CONSEQUENTIAL LOSSES

32. Save as otherwise stated in these General Conditions there shall be no liability for either party towards the other party for loss of production, loss of profit, loss of use, loss of contracts or for any other consequential or indirect loss whatsoever.

The complete version of Expolinc General conditions are availed on www.expolinc.se/enlevvil or through Expolinc on request.



Opportunities on display

HEAD OFFICE Expolinc AB, Archimedesvägen 6, SE-168 66 Bromma, Sweden. Tel +46-8-54644400. info@expolinc.se www.expolinc.com
US OFFICE Expolinc Co., 140 North Main Street, Mount Gilead, OH 43338. TOLL FREE 1-800-319-0025. info@expolinc.us www.expolinc.us